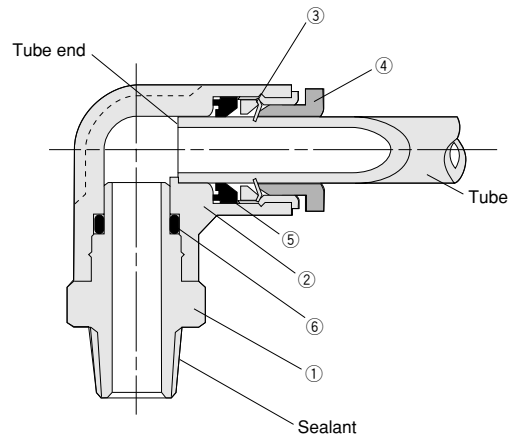


**Specifications**

Media	Air
Maximum operating pressure	0.9MPa [131psi.]
Operating vacuum pressure	-100kPa [-29.5in.Hg]
Operating temperature range	0~60°C [32~140°F]
Recommended tube	Nylon tube, urethane tube
Sales unit	1 pack (10 pcs.) [For φ 16 [0.63in.], 1 pack (5 pcs.)]

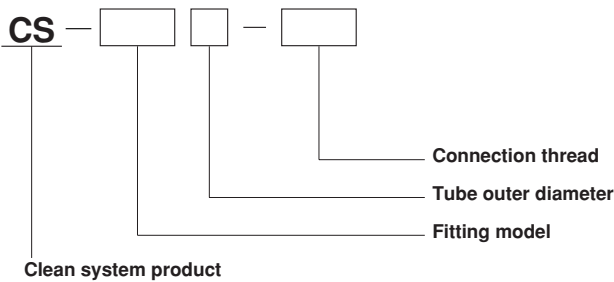
Caution: The tube outer diameter accuracy should be, for nylon tubes, within ±0.1mm [±0.004in.] of the nominal dimensions, and for urethane tubes, within ±0.15mm [±0.006in.] of the nominal dimensions, while the ovalness (difference between long diameter and short diameter) should be within 0.2mm [0.008in.].

**Inner Construction, Major Parts and Materials**



No.	Parts	Materials
①	Metal body	Brass (Stainless specification: SUS304)
②	Plastic body	Polybutylene terephthalate
③	Lock claw	Stainless steel
④	Release ring	Polyacetal (Stainless specification: glass reinforced PBT)
⑤	Elastic sleeve	Synthetic rubber (NBR) (Stainless specification: fluoro rubber)
⑥	O-ring	

**Order Codes**



● CS-TS: Straight



Tube size mm	Thread size						
	M5×0.8		M6×1	R1/8	R1/4	R3/8	R1/2
4	M50	M5	M6	01	02	—	—
6	—	M5	M6	01	02	03	—
8	—	—	—	01	02	03	—
10	—	—	—	01	02	03	04
12	—	—	—	—	02	03	04
16	—	—	—	—	—	03	04

● CS-TSH: Hexagon socket head straight



Tube size mm	Thread size					
	M5×0.8		M6×1	R1/8	R1/4	R3/8
4	M5	M6	01	—	—	—
6	M5	M6	01	02	—	—
8	—	—	01	02	03	—
10	—	—	—	02	03	04
12	—	—	—	—	03	04

● CS-TSM: Female straight



Tube size mm	Thread size		
	Rc1/8	Rc1/4	Rc3/8
4	01	02	—
6	01	02	—
8	01	02	03
10	—	02	03
12	—	02	03

● CS-US: Union straight



Tube size mm
4
6
8
10
12
16

● CS-USD: Different diameter union



Tube size mm
6-4
8-6
10-8
12-10
16-12

● CS-UK: Union for bulkhead



Tube size mm
4
6
8
10
12

● CS-UKM: Female union for bulkhead



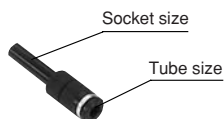
Tube size mm	Thread size			
	Rc1/8	Rc1/4	Rc3/8	Rc1/2
4	01	—	—	—
6	01	02	—	—
8	01	02	03	—
10	—	02	03	—
12	—	—	03	04

● CS-UKB: Union for bulkhead B



Tube size mm
4
6
8
10
12

● CS-UR: Reducer



Tube size mm	Socket size mm
4	6, 8
6	8, 10, 12
8	10, 12
10	12

● CS-TL: Elbow



Tube size mm	Thread size					
	M5×0.8		M6×1	R1/8	R1/4	R3/8
4	M5	M6	01	02	—	—
6	M5	M6	01	02	03	—
8	—	—	01	02	03	—
10	—	—	—	01	02	03
12	—	—	—	—	02	03
16	—	—	—	—	—	03

●CS-TLL: Long elbow



Tube size mm	Thread size				
	M5×0.8	R1/8	R1/4	R3/8	R1/2
4	M5	01	—	—	—
6	—	01	02	03	—
8	—	01	02	03	—
10	—	—	02	03	04
12	—	—	02	03	04

●CS-SL: Swing elbow



Tube size mm	Thread size					
	M5×0.8	M6×1	R1/8	R1/4	R3/8	R1/2
4	M5	M6	01	—	—	—
6	M5	M6	01	02	—	—
8	—	—	01	02	03	—
10	—	—	—	02	03	—
12	—	—	—	—	03	04
16	—	—	—	—	03	04

●CS-SLH: Hexagon socket head swing elbow



Tube size mm	Thread size				
	M5×0.8	R1/8	R1/4	R3/8	R1/2
4	M5	—	—	—	—
6	—	01	02	—	—
8	—	01	02	03	—
10	—	—	02	03	—
12	—	—	—	03	04

●CS-SLM: Female swing elbow



Tube size mm	Thread size				
	M5×0.8	R-Rc1/8	R-Rc1/4	R-Rc3/8	R-Rc1/2
4	M5	01	—	—	—
6	M5	01	02	—	—
8	—	01	02	03	—
10	—	—	02	03	—
12	—	—	—	03	04

●CS-UL: Union elbow



Tube size mm
4
6
8
10
12
16

●CS-UKBL: Union elbow for bulkhead



Tube size mm
4
6
8
10
12

●CS-ULA: Socket elbow



Tube size mm	Socket size mm
4	4
6	6
8	8
10	10
12	12

●CS-ULAL: Long socket elbow



Tube size mm	Socket size mm
4	4
6	6
8	8
10	10
12	12

●CS-ULAD: Different diameter socket elbow



Tube size mm	Socket size mm
4	6
6	8
8	10
10	12

●CS-TT: Tee



Tube size mm	Thread size					
	M5×0.8	M6×1	R1/8	R1/4	R3/8	R1/2
4	M5	M6	01	02	—	—
6	M5	M6	01	02	03	—
8	—	—	01	02	03	—
10	—	—	—	02	03	04
12	—	—	—	02	03	04
16	—	—	—	—	03	04

●CS-TB: Branch tee



Tube size mm	Thread size					
	M5×0.8	M6×1	R1/8	R1/4	R3/8	R1/2
4	M5	M6	01	02	—	—
6	M5	M6	01	02	03	—
8	—	—	01	02	03	—
10	—	—	—	02	03	04
12	—	—	—	02	03	04
16	—	—	—	—	03	04

●CS-UT: Union tee



Tube size mm
4
6
8
10
12
16

●CS-UTD: Different diameter union tee



Tube size mm
6-4
8-6
10-8
12-10

●CS-TBY: Branch Y



Tube size mm	Thread size					
	M5×0.8	M6×1	R1/8	R1/4	R3/8	R1/2
4	M5	—	01	02	—	—
6	M5	M6	01	02	03	—
8	—	—	01	02	03	—
10	—	—	—	02	03	04
12	—	—	—	02	03	04

●CS-TBLY: Branch elbow Y



Tube size mm	Thread size					
	M5×0.8	M6×1	R1/8	R1/4	R3/8	R1/2
4	M5	M6	01	02	—	—
6	M5	M6	01	02	03	—
8	—	—	01	02	03	—
10	—	—	—	02	03	04
12	—	—	—	02	03	04

●CS-SLY: Swing elbow Y



Tube size mm	Thread size
4	M5(M5×0.8)
6	01(R1/8)
8	02(R1/4)
10	03(R3/8)
12	04(R1/2)

●CS-SLYM: Female swing elbow Y



Tube size mm	Thread size
4	M5(M5×0.8)
6	01(R·Rc1/8)
8	02(R·Rc1/4)
10	03(R·Rc3/8)
12	04(R·Rc1/2)

●CS-UY: Union Y



Tube size mm
4
6
8
10
12

● CS-UYD: Different diameter union Y



Tube size mm
6-4
8-6
10-8
12-10

● CS-ULY: Union elbow Y



Tube size mm
4
6
8
10
12

● CS-UB: Branch union Y



Tube size mm	Socket size mm
4	4
6	6
8	8
10	10
12	12

● CS-UBD: Different diameter branch union Y



Tube size mm	Socket size mm
4	6
6	8
8	10
10	12

● CS-UZ: Tetra union



Tube size mm
4
6
8
10
12

● CS-TBZ: Branch tetra



Tube size mm	Thread size					
	M5×0.8	M6×1	R1/8	R1/4	R3/8	R1/2
4	M5	M6	01	02	—	—
6	M5	M6	01	02	03	—
8	—	—	01	02	03	—
10	—	—	—	02	03	04
12	—	—	—	02	03	04

● CS-UWD: Different diameter double Y



Tube size mm
6-4
8-6

● CS-TBW: Branch double Y



Tube size mm	Thread size	
	R1/8	R1/4
4	01	02
6	01	—

● CS-UBW: Branch union double Y



Tube size mm	Socket size mm
4	6
6	8

● CS-UED: Different diameter triple



Tube size mm
6-4
8-4
8-6
10-6
10-8

● CS-TBE: Branch triple



Tube size mm	Thread size		
	R1/8	R1/4	R3/8
6-4	01	—	—
8-4	—	02	—
8-6	—	02	—
10-8	—	—	03

●CS-UBE: Branch union triple



Tube size mm
6-4
8-4
8-6
10-8

●CS-TBEW: Branch triple double



Tube size mm	Thread size		
	R1/4	R3/8	R1/2
8-4	02	03	—
8-6	02	03	—
10-6	—	03	04
10-8	—	03	04

●CS-UEDW: Different diameter triple double



Tube size mm
8-4
8-6
10-6
10-8

●CS-TJ: Jack (Note: Cannot be used with mini type.)



Tube size mm	Thread size			
	M5×0.8	R1/8	R1/4	R3/8
4	M5	01	—	—
6	M5	01	02	—
8	—	01	02	03
10	—	—	—	03

●CS-AN: Socket nipple



Socket size mm
4
6
8
10
12
16

●CS-AND: Different diameter socket nipple



Socket size mm
6-4
8-6
10-8
12-10
16-12

●CS-BB: Extension bushing



Thread size	Thread size				
	M5×0.8	Rc1/8	Rc1/4	Rc3/8	Rc1/2
M5×0.8 (M5)	M5, M5L	01	—	—	—
R1/8 (01)	M5	01	02	03	—
R1/4 (02)	M5	01	02	03	04
R3/8 (03)	—	01	02	03	04
R1/2 (04)	—	—	—	—	04

●CS-BBD: Different diameter extension socket



Thread size	Thread size			
	M5×0.8	Rc1/8	Rc1/4	Rc3/8
Rc1/8 (01)	M5	—	—	—
Rc1/4 (02)	—	01	—	—
Rc3/8 (03)	—	01	02	—
Rc1/2 (04)	—	—	02	03

●CS-UP: Plug



Tube size mm
4
6
8
10
12
16

●CS-UC: Cap



Tube size mm
4
6
8
10
12

Note: For details of the dimensions, see the General Catalog of Air Treatment, Auxiliary, Vacuum.

# KOGANEI CLEAN SYSTEM QUICK FITTINGS MINI TYPE

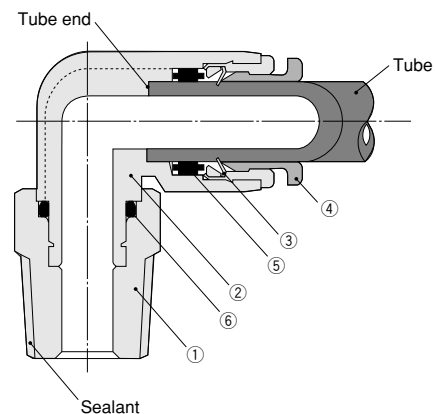
## Specifications

Item \ Applicable tube size	φ 3	φ 4	φ 6
Media	Air		
Maximum operating pressure	0.9MPa [131psi.]		
Operating vacuum pressure	-100kPa [-29.5in.Hg]		
Operating temperature range	0~60°C [32~140°F]		
Recommended tube <sup>Note</sup>	Nylon tube, urethane tube		
Sales unit	1 pack (10 pcs.)		

Remark: Supplied with gasket or sealant.

Note: Use tubes with outer dimensions within ±0.1mm [±0.004in.] of the nominal dimensions.

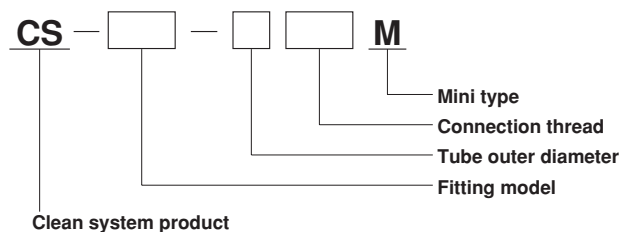
## Inner Construction, Major Parts and Materials



No.	Parts	Materials
①	Metal body	Brass (nickel plated) <sup>Note</sup>
②	Plastic body	Polybutylene terephthalate
③	Lock claw	Stainless steel
④	Release ring	Polyacetal
⑤	Elastic sleeve	Synthetic rubber (NBR)
⑥	O-ring	

Note: Stainless steel for M3 size.

## Order Codes



●CS-TS: Straight



Tube — Thread size			
M3×0.5	M5×0.8	M6×1	R1/8
3—M3	3—M5	3—M6	—
4—M3	4—M5	4—M6	4—01
—	6—M5	6—M6	6—01

●CS-TSH: Straight with hexagon socket



Tube — Thread size			
M3×0.5	M5×0.8	M6×1	R1/8
3—M3	3—M5	—	—
4—M3	4—M5	4—M6	4—01
—	6—M5	6—M6	6—01

●CS-TSK: Cartridge



Tube — Thread size	
M6×0.75	M8×0.75
3—M6	—
4—M6	4—M8
—	6—M8

●CS-TSM: Female straight



Tube — Thread size	
M3×0.5	M5×0.8
3—M3	3—M5
4—M3	4—M5

●CS-US: Union straight



Tube size mm
3
4
6

●CS-USD: Different diameter union



Tube size mm
4—3
6—4

●CS-UK: Union for bulkhead



Tube size mm
3
4
6

●CS-UR: Reducer



Socket — Tube size mm
4—3
6—3
6—4

●CS-TL: Elbow



Tube — Thread size			
M3×0.5	M5×0.8	M6×1	R1/8
3—M3	3—M5	3—M6	—
4—M3	4—M5	4—M6	4—01
—	6—M5	6—M6	6—01

●CS-TLL: Long elbow



Tube — Thread size			
M3×0.5	M5×0.8	M6×1	R1/8
3—M3	—	—	—
4—M3	4—M5	4—M6	4—01
—	6—M5	6—M6	6—01

●CS-UL: Union elbow



Tube size mm
3
4
6

●CS-ULA: Socket elbow



Tube, socket size mm
3
4
6

●CS-ULAD: Different diameter socket elbow



Socket — Tube size mm
4—3
6—3
6—4



●CS-TLV: 45° elbow



Tube – Thread size		
M5×0.8	M6×1	R1/8
4–M5	4–M6	4–01
6–M5	6–M6	6–01

●CS-ULAV: 45° socket elbow



Tube, socket size mm
4
6

●CS-TT: Tee



Tube – Thread size			
M3×0.5	M5×0.8	M6×1	R1/8
3–M3	3–M5	3–M6	—
4–M3	4–M5	4–M6	4–01
—	6–M5	6–M6	6–01

●CS-TB: Branch tee



Tube – Thread size			
M3×0.5	M5×0.8	M6×1	R1/8
3–M3	3–M5	3–M6	—
4–M3	4–M5	4–M6	4–01
—	6–M5	6–M6	6–01

●CS-UT: Union tee



Tube size mm
3
4
6

●CS-UTD: Different diameter union tee



Tube size mm
4–3
6–4

●CS-UY: Union Y



Tube size mm
3
4
6

●CS-UYD: Different diameter union Y



Tube size mm
4–3
6–3
6–4

●CS-UB: Branch union Y



Tube size mm
3
4
6

●CS-UBD: Different diameter branch union Y



Socket – Tube size mm
4–3
6–3
6–4

● **CS-UXA: Cross A**



Tube size mm
3
4
6

● **CS-UXB: Cross B (different diameter)**



Tube size mm
4-3
6-4

● **CS-UXC: Cross C (different diameter)**



Tube size mm
4-3
6-4

● **CS-UP3M: Plug**



For the 4mm and 6mm sizes, plugs for the standard type quick fittings can be used.

Socket size mm
3

● **CS-UC3M: Cap**



For the 4mm and 6mm sizes, caps for the standard type quick fittings can be used.

Tube size mm
3

Note: For details of the dimensions, see the General Catalog of Air Treatment, Auxiliary, Vacuum.