

CABLE ASSEMBLIES INDEX



F Series

Split Type Manifold, Plug-in Type Cable Assembly by Wiring Specification	1037
FM-SOLID MANIFOLD X80M, X88M Series	
Applicable Cable Assembly Map	1039
Applicable Connector Cable Map	1040
Remote Control Box	1041

F Series Split Type Manifold, Plug-in Type Cable Assembly by Wiring Specification

Dedicated cable assemblies are provided for the various wiring specifications.

Order Codes

FMA - - -

Types of dedicated cables

- 100W : dedicated cable assembly for -F100
- 101W : dedicated cable assembly for -F101
- 200W : dedicated cable assembly for -F200
- 201W : dedicated cable assembly for -F201
- 260W : dedicated cable assembly for -F260
- 250W : dedicated cable assembly for -D250
- 251W : dedicated cable assembly for -D251

Lead wire end processing

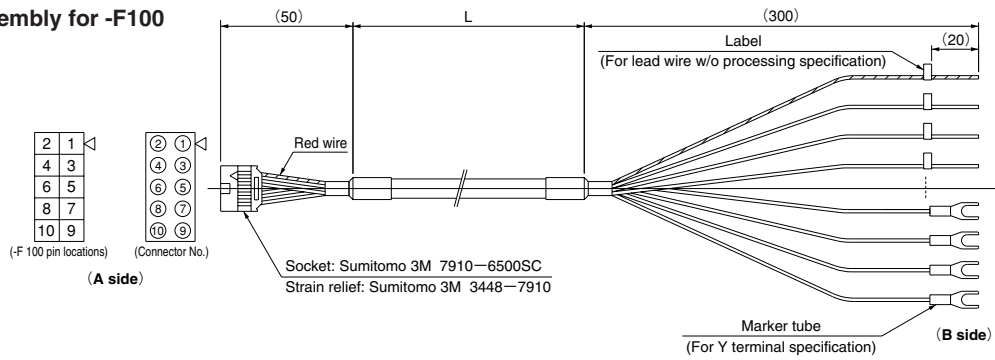
- Blank : Lead wire w/o processing
[With dedicated label/No. indication]
- Y : Y terminal (M3.5)
[With marker tube/No. indication]

Cable length (m) : 0.5~5.0 (Enter by the 0.5m pitch)
 ※ Used cable: UL STYLE NO.20266 150V 80°C [176°F]
 AWG28(7/0.127 [cables/mm])

Note: Always perform wiring correctly, with confirmation of the pin locations, connector numbers, label numbers, marker tube numbers, etc.

● Dedicated Cable Assembly for -F100

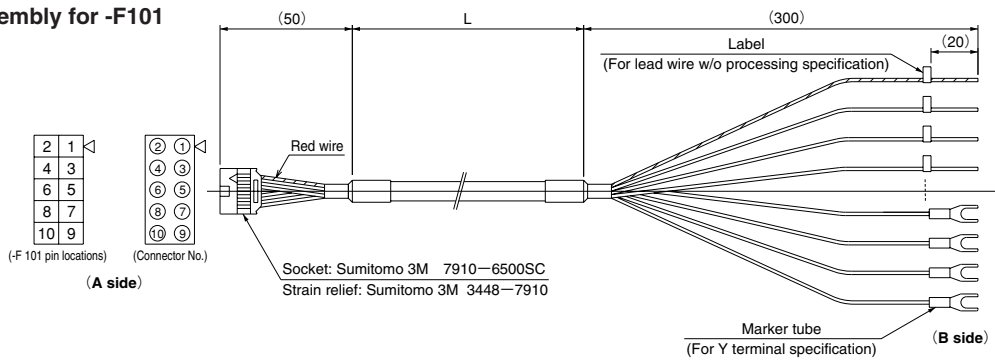
FMA-100W--



A side	-F100 pin locations	1	2	3	4	5	6	7	8	9	10
	Connector No.	①	②	③	④	⑤	⑥	⑦	⑧	⑨	⑩
B side	Label, marker tube No.	1	2	3	4	5	6	7	8	COM	COM

● Dedicated Cable Assembly for -F101

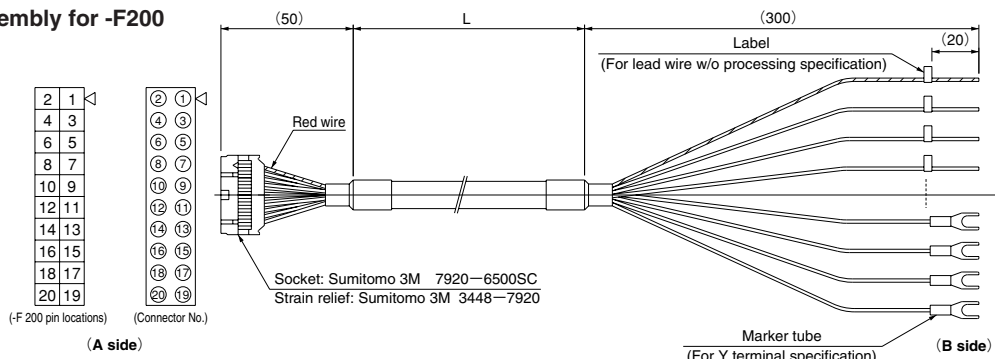
FMA-101W--



A side	-F101 pin locations	1	2	3	4	5	6	7	8	9	10
	Connector No.	①	②	③	④	⑤	⑥	⑦	⑧	⑨	⑩
B side	Label, marker tube No.	1	2	3	4	5	6	7	8	-	+

● Dedicated Cable Assembly for -F200

FMA-200W--



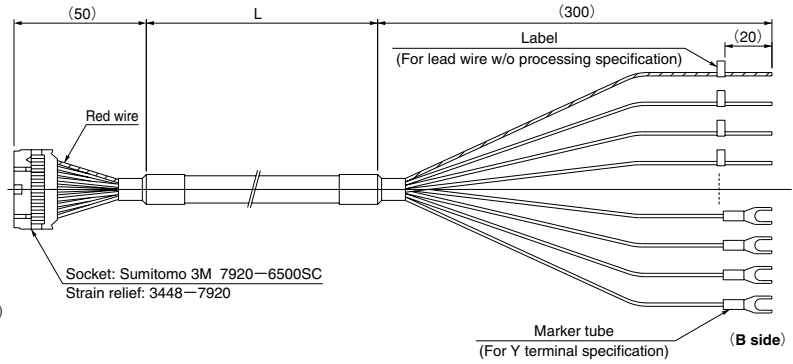
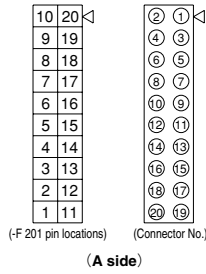
A side	-F200 pin locations	1	2	3	4	5	6	7	8	9	10	11	12	13	14	15	16	17	18	19	20
	Connector No.	①	②	③	④	⑤	⑥	⑦	⑧	⑨	⑩	⑪	⑫	⑬	⑭	⑮	⑯	⑰	⑱	⑲	⑲
B side	Label, marker tube No.	1	2	3	4	5	6	7	8	9	10	11	12	13	14	15	16	-	-	+	+

F Series Split Type Manifold, Plug-in Type Cable Assembly by Wiring Specification

● Dedicated Cable Assembly for -F201

FMA-201W-□-□

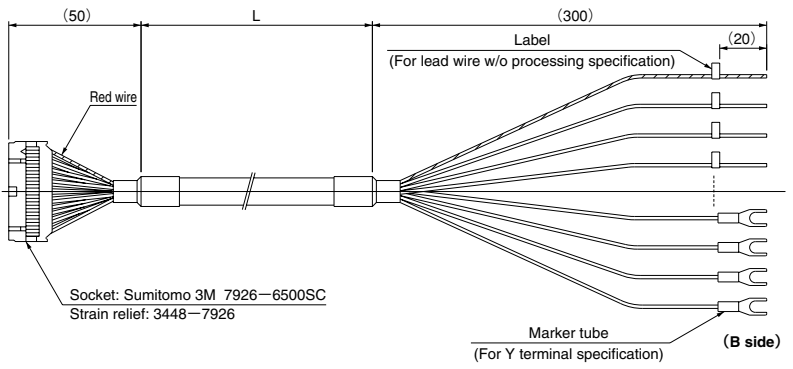
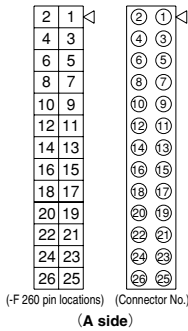
Note: Note that the pin location numbers and connector numbers sometimes do not match.



A side	-F201 pin locations	1	2	3	4	5	6	7	8	9	10	11	12	13	14	15	16	17	18	19	20
	Connector No.	20	18	16	14	12	10	8	6	4	2	19	17	15	13	11	9	7	5	3	1
B side	Label, marker tube No.	1	2	3	4	5	6	7	8	-	+	9	10	11	12	13	14	15	16	-	+

● Dedicated Cable Assembly for -F260

FMA-260W-□-□

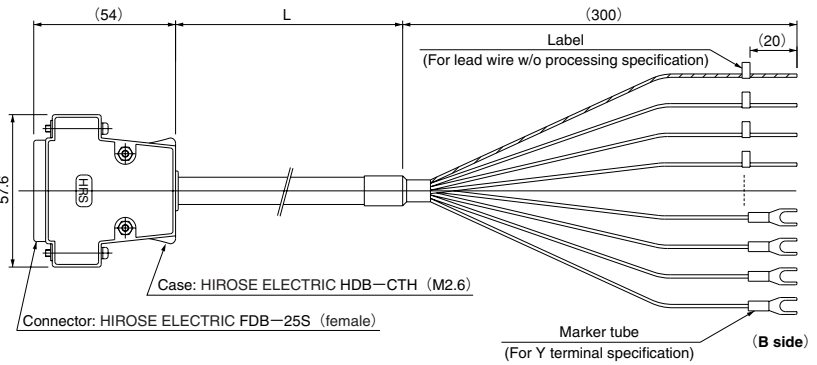
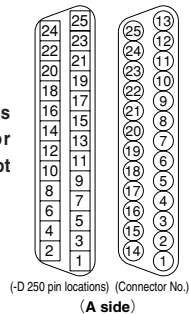


A side	-F260 pin locations	1	2	3	4	5	6	7	8	9	10	11	12	13	14	15	16	17	18	19	20	21	22	23	24	25	26
	Connector No.	1	2	3	4	5	6	7	8	9	10	11	12	13	14	15	16	17	18	19	20	21	22	23	24	25	26
B side	Label, marker tube No.	1	2	3	4	5	6	7	8	9	10	11	12	13	14	15	16	17	18	19	20	/	/	-	-	+	+

● Dedicated Cable Assembly for -D250

FMA-250W-□-□

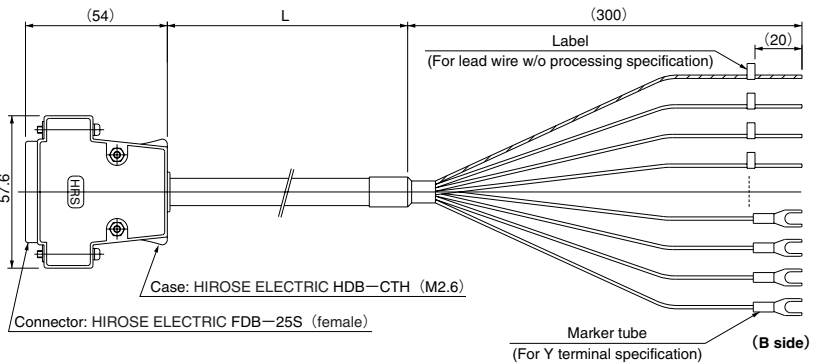
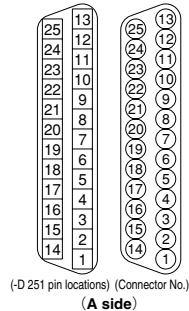
Note: Note that the pin locations numbers and connector numbers sometimes do not match.



A side	-D250 pin locations	1	2	3	4	5	6	7	8	9	10	11	12	13	14	15	16	17	18	19	20	21	22	23	24	25
	Connector No.	1	14	2	15	3	16	4	17	5	18	6	19	7	20	8	21	9	22	10	23	11	24	12	25	13
B side	Label, marker tube No.	1	2	3	4	5	6	7	8	9	10	11	12	13	14	15	16	/	/	/	-	-	-	+	+	+

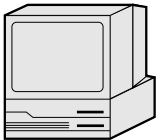
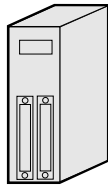
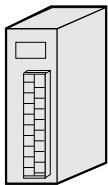





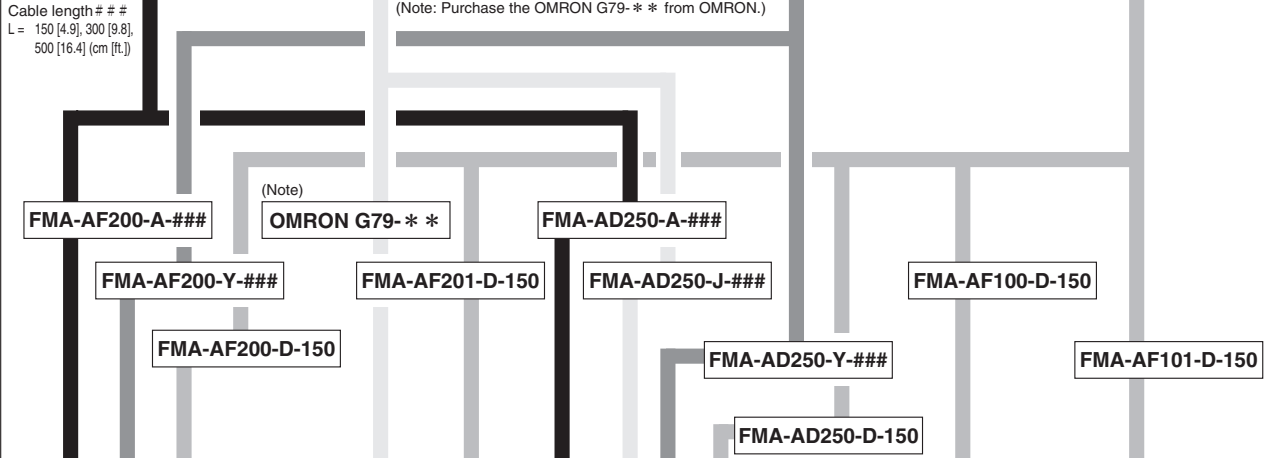










● Dedicated Cable Assembly for -D251

FMA-251W-□-□



A side	-D251 pin locations	1	2	3	4	5	6	7	8	9	10	11	12	13	14	15	16	17	18	19	20	21	22	23	24	25
	Connector No.	1	2	3	4	5	6	7	8	9	10	11	12	13	14	15	16	17	18	19	20	21	22	23	24	25
B side	Label, marker tube No.	1	2	3	4	5	6	7	8	9	10	/	/	11	12	13	14	15	16	17	18	19	20	+	+	

X80M, X88M Series Applicable Cable Assembly Map

Control side					
Connectors Output type 	Connector type output card 	Terminal block output card PC terminal output 	Remote control box Connection cable for FMA-RCB16D only 		
Connection devices					
● AWG28 With numbering 	● FUJITSU360 connector 24P FCN361J-024-AU connector FCN360C-024-B cover 	● M3.5(MAX) With numbering 	● D-sub connector 25P 		
Connection type					
	(Note: Purchase the OMRON G79- * * from OMRON.)				
Order Code	 <p> Cable length # # # L = 150 [4.9], 300 [9.8], 500 [16.4] (cm [ft.]) </p> <p> (Note) OMRON G79- * * </p> <p> FMA-AF200-A-### FMA-AD250-A-### FMA-AF200-Y-### FMA-AF201-D-150 FMA-AD250-J-### FMA-AF100-D-150 FMA-AF200-D-150 FMA-AD250-Y-### FMA-AF101-D-150 FMA-AD250-D-150 </p>				
Connection type					
	※ The photo shows X80M series.	※ The photo shows X80M series.	※ The photo shows X80M series.		
Connection module	 <p> FM-SOLID MANIFOLD Wiring module FMCR-F200-DC □ V FMC-F200-DC □ V ● Flat cable connector 20P </p>	 <p> FM-SOLID MANIFOLD Wiring module FMCR-F201-DC □ V FMC-F201-DC □ V ● Flat cable connector 20P </p>	 <p> FM-SOLID MANIFOLD Wiring module FMCR-D250-M2.6-DC □ V FMC-R-G250-M2.6-DC □ V FMC-D250-M2.6-DC □ V ● D-sub connector 25P </p>	 <p> FM-SOLID MANIFOLD Wiring module FMCR-F100-DC □ V ● Flat cable connector 10P </p>	 <p> FM-SOLID MANIFOLD Wiring module FMCR-F101-DC □ V ● Flat cable connector 10P </p>
Operation side					